



PROPOSED WEST ELEVATION  
SCALE 1:100



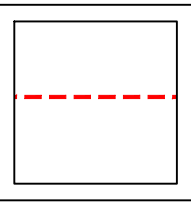
PROPOSED SOUTH ELEVATION  
SCALE 1:100



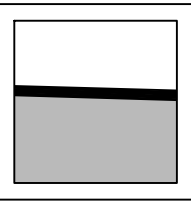
NOTES-PLANNING

1. The contents of this drawing are copyright.
  2. Planning drawings are only to be used for planning purposes & no reliance on compliance with Building regulations should be assumed.
  3. Do not scale. Figured dimensions only to be used.
  4. Contractors must verify all dimensions and report any discrepancies before putting work in hand or making any shop drawings.
  5. All flat roofs to be fitted with a man safe system to satisfy CDM 2015 regulations unless written confirmation from Principle Designer/ Principle Contractor is provided to show alternative compliance has been sought and approved.
  6. Stair design to be independently checked by stair fabricator for regs. compliance and sizing, prior to construction/ ordering. Dimensions to be checked before fabrication.
  7. Maclellan waterproofing specialists (or similar company with relevant PI insurance) to be instructed and detail all basement waterproofing designs. - ARC carry no responsibility or PI cover for basement designs in terms of waterproofing or structure in any way.
  8. A design and risk assessment should form part of our drawing package, if you have not received this from us by post, email or collection please contact us for a copy before moving forward with the project.
  9. We take no responsibility for the depicted site ownership boundary. Clients must notify us if they feel the our plans do not accurately depict their ownership or area of control for planning purposes.
  10. We do not take responsibility for meeting minimum space as setout in Government Technical housing standards - nationally described space standards document.
  11. All Cladding & building attachments externally to be all A1 fire rated.
- FIRE:** We do NOT take any responsibility and do not carry any PI cover in relation to any matters relating to fire safety. Part B building regulations, BS 9991 for fire or EWS1 and drawings in no way form a fire strategy/ report. All design/ details relating to Fire Safety are shown for indicative purposes only and should be read in conjunction with the latest version of the Appointed Fire Consultant Fire Strategy Document Report - all information contained in such a report supersedes ARC drawings in all aspects. No assumption of any responsibility is accepted. If you are unaware who the appointed fire consultant is or don't have a copy of the latest version of the report please contact arc in writing immediately.
- EWS1:** an independent and an appropriately qualified and insured fire consultant/engineer should be appointed by the client/contractor to ensure the finished project is compliant. Some mortgage companies require EWS1's on buildings outside of the EWS1 standard criteria.
- Part B & Fire Safety:** An independent and appropriately qualified fire consultant should be instructed by the client/contractor at the earliest possible point in the design process to ensure compliance with Part B & Fire safety. Please note that subject to a fire consultants confirmation/input the following points may be required in some or all areas of the building: 1) Sprinkler systems 2) Mechanical smoke extraction 3) Fixed shut fire safety glass 4) plan changes in relation to fire safety could result in loss of saleable floor area and potential requirement for additional planning applications. (this list is not exhaustive)

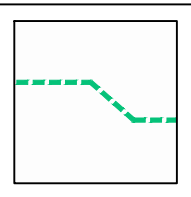
LEGEND



EXISTING GROUND LINE




PROPOSED GROUND LINE



OUTLINE OF PREVIOUSLY SUBMITTED SCHEME

10m @ 1:100



MATERIAL SCHEDULE ( A1 FIRE RATED )

- WALLS:**
- BRICK  
STONE EFFECT DETAILING
- WINDOWS AND DOORS:**
- WHITE
- ROOF:**
- CLAY EFFECT TILES  
SLATE EFFECT TILES

*Note: All materials to be confirmed by fire consultant prior to construction. The above material choices are for planning/aesthetic purposes only and confirmation of fire performance should be agreed with specialist. (fixing system behind cladding should also be non combustible A1 or A2 rated and agreed with fire consultant)*

E	Outline of existing submission added	05.01.21	TC
D	Floor removed	17.12.21	JC
C	Lift relocated / client floorplan change	22.03.21	TC
B	Client changes to units.	19.03.21	TC
A	Client changes to chimney	03.03.21	TC

No.	Revision.	date	by
-----	-----------	------	----

LAND AT CORNER OF BARRACK ROAD  
AND THE GROVE, ADJACENT TO TESCO  
PETROL STATION

BLOCK OF FLATS - PROPOSED WEST  
AND SOUTH ELEVATIONS

scale	AS SHOWN @ A1	checked	BC
date	JANUARY 2022	drawn	TC / BC
9436 / 102		A	B
		C	D
		E	

ARC Architecture Ltd.

Chapel Studios, 14 Purewell,  
Christchurch, Dorset, BH23 1EP

Tel: +44 (0) 1202 479919  
E-mail: enquiries@andersrobertscheer.co.uk  
Web: www.andersrobertscheer.co.uk

